





GROUP ID	GROUP NAME
PHONE CODE: PIN NUMBER:	
	
Support:888.988.5884 After Hours: 866.854.6907	

GROUP ID	GROUP NAME
PHONE CODE: PIN NUMBER:	
	
Support:888.988.5884 After Hours: 866.854.6907	

GROUP ID	GROUP NAME
PHONE CODE: PIN NUMBER:	
	
Support:888.988.5884 After Hours: 866.854.6907	

GROUP ID	GROUP NAME
PHONE CODE: PIN NUMBER:	
	
Support:888.988.5884 After Hours: 866.854.6907	

GROUP ID	GROUP NAME
PHONE CODE: PIN NUMBER:	
	
Support:888.988.5884 After Hours: 866.854.6907	

GROUP ID	GROUP NAME
PHONE CODE: PIN NUMBER:	
	
Support:888.988.5884 After Hours: 866.854.6907	

HOW TO USE THE SCHOOLCAST IVR

1. Dial: 1-866-665-4383 or 1-800-601-5448
2. Enter your PHONE CODE then press #
3. Enter your phone PIN NUMBER then press #
4. Record your message then press #
5. Press # to confirm your message

6. Select your recipients:
 - ALL Contacts: press * then press #
 - SELECT GROUP: enter GROUP ID then press #
7. Select escalation level:
 - Emergency: press 1
 - Non-Emergency: press 2

Your message will then be sent to your selected recipients.

HOW TO USE THE SCHOOLCAST IVR

1. Dial: 1-866-665-4383 or 1-800-601-5448
2. Enter your PHONE CODE then press #
3. Enter your phone PIN NUMBER then press #
4. Record your message then press #
5. Press # to confirm your message

6. Select your recipients:
 - ALL Contacts: press * then press #
 - SELECT GROUP: enter GROUP ID then press #
7. Select escalation level:
 - Emergency: press 1
 - Non-Emergency: press 2

Your message will then be sent to your selected recipients.

HOW TO USE THE SCHOOLCAST IVR

1. Dial: 1-866-665-4383 or 1-800-601-5448
2. Enter your PHONE CODE then press #
3. Enter your phone PIN NUMBER then press #
4. Record your message then press #
5. Press # to confirm your message

6. Select your recipients:
 - ALL Contacts: press * then press #
 - SELECT GROUP: enter GROUP ID then press #
7. Select escalation level:
 - Emergency: press 1
 - Non-Emergency: press 2

Your message will then be sent to your selected recipients.

HOW TO USE THE SCHOOLCAST IVR

1. Dial: 1-866-665-4383 or 1-800-601-5448
2. Enter your PHONE CODE then press #
3. Enter your phone PIN NUMBER then press #
4. Record your message then press #
5. Press # to confirm your message

6. Select your recipients:
 - ALL Contacts: press * then press #
 - SELECT GROUP: enter GROUP ID then press #
7. Select escalation level:
 - Emergency: press 1
 - Non-Emergency: press 2

Your message will then be sent to your selected recipients.

HOW TO USE THE SCHOOLCAST IVR

1. Dial: 1-866-665-4383 or 1-800-601-5448
2. Enter your PHONE CODE then press #
3. Enter your phone PIN NUMBER then press #
4. Record your message then press #
5. Press # to confirm your message

6. Select your recipients:
 - ALL Contacts: press * then press #
 - SELECT GROUP: enter GROUP ID then press #
7. Select escalation level:
 - Emergency: press 1
 - Non-Emergency: press 2

Your message will then be sent to your selected recipients.

HOW TO USE THE SCHOOLCAST IVR

1. Dial: 1-866-665-4383 or 1-800-601-5448
2. Enter your PHONE CODE then press #
3. Enter your phone PIN NUMBER then press #
4. Record your message then press #
5. Press # to confirm your message

6. Select your recipients:
 - ALL Contacts: press * then press #
 - SELECT GROUP: enter GROUP ID then press #
7. Select escalation level:
 - Emergency: press 1
 - Non-Emergency: press 2

Your message will then be sent to your selected recipients.